



Add: No.2, 4th Floor, Longhua Car Plaza, Huanan Road, Minzhi Community,
Longhua New District, Shenzhen, China
Tel: +86 0755-2952 6184 / 2344 5247 / 8327 0814
Website: www.optichina.com
Fax: +86 0755-25506363

FTTX
SOLUTIONS

Shenzhen OptiChina Technology Ltd.



CATALOGUE

OPTICHINA WORLDWIDE



Belgium



USA



Colombia



India



Brazil



UAE



Panama



Hong Kong

Optical Distribution Box _____ P01-15

Multi-Media Box _____ P16

Desktop Box _____ P17-18

Fiber Cable Protect Box _____ P19-20

Splitter _____ P21-26

Fast connector _____ P27-28

FTTH cable _____ P28-30

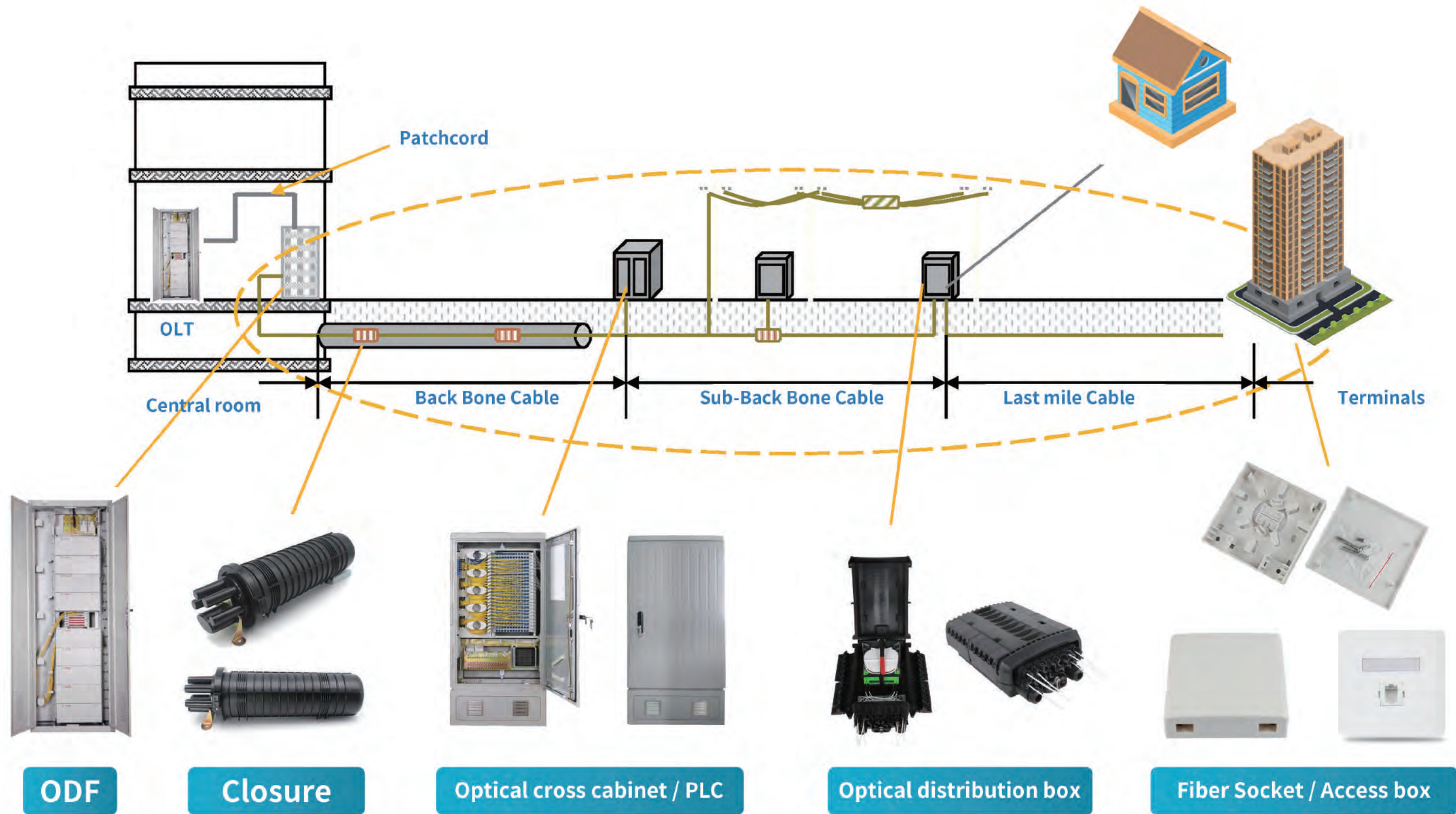
FTTH Accessories _____ P31-32

Optical & OCC _____ P33-42

Solutions in FTTx Network



OPTICAL DISTRIBUTION NETWORK



OPTC-001

Features

- Water-proof design with IP-68 Protection level.
- Integrated with flap-up splice trays and adaptor holder.
- Impact test: IK10,Pull Force:100N,Full rugged design.
- All stainless metal plate, anti-rust bolts and nuts.
- Fiber bend radius control more than 40mm.
- Suitable for the fusion splice or mechanical splice.
- 1*8 or 1*16 PLC Splitter can be installed in each splice tray as option.
- 1 mid-span cable entrance(10-16.5mm) for uncut cable and 2 mechanicals glands for distribution cable (8-16.5mm).
- 3mm glands for flat drop cable(defaulted),7mm glands for round drop cable(optional) .
- 24 adaptors for drop cable patching.



Configuration

Material	Size	Max Capacity	Cable Entrance	PLC Splitters	Adaptors	Weight
Strengthen Polymer Plastic	L*W*H(mm) 385*245*130	Splice 96 Fibers (4trays, 24 fiber/tray)	1 x Oval, 2 x Round 16 x Drop Cable	2 x 1.8 Steel Tube Type	24 x SC	4.5kg

Features

- Water-proof design with IP-68 Protection level.
- Integrated with flap-up splice trays and adaptor holder.
- Impact test: IK10,Pull Force:100N,Full rugged design.
- All stainless metal plate, anti-rust bolts and nuts.
- Fiber bend radius control more than 40mm.
- Suitable for the fusion splice or mechanical splice.
- 1*8 or 1*16 PLC Splitter can be installed in each splice tray as option.
- 1 mid-span cable entrance(10-16.5mm) for uncut cable and 2 mechanicals glands for distribution cable (8-16.5mm).
- 3mm glands for flat drop cable(defaulted),7mm glands for round drop cable(optional) .
- 24 adaptors for drop cable patching.



Configuration

Material	Size	Max Capacity	Cable Entrance	PLC Splitters	Adaptors	Weight
Strengthen Polymer Plastic	L*W*H(mm) 385*245*130	Splice 96 Fibers (4trays, 24 fiber/tray)	1 x Oval, 24 x Drop Cable	3 x 1.8 Steel Tube Type	24 x SC	4.5kg

OPTC-003

Features

- Water-proof design with IP-68 Protection level.
- Integrated with flap-up splice trays and adaptor holder.
- Impact test: IK10,Pull Force:100N,Full rugged design.
- All stainless metal plate, anti-rust bolts and nuts.
- Fiber bend radius control more than 40mm.
- Suitable for the fusion splice or mechanical splice.
- 1*8 or 1*16 PLC Splitter can be installed in each splice tray as option.
- 1 mid-span cable entrance(10-16.5mm) for uncut cable and 2 mechanicals glands for distribution cable (8-16.5mm).
- 3mm glands for flat drop cable(defaulted),7mm glands for round drop cable(optional) .
- 24 adaptors for drop cable patching.



Configuration

Material	Size	Max Capacity	Cable Entrance	PLC Splitters	Adaptors	Weight
Strengthen Polymer Plastic	L*W*H(mm) 385*245*155	Splice 144 Fibers (6trays, 24 fiber/tray)	1 x Oval, 2 x Round 24 x Drop Cable	3 x 1.8 Steel Tube Type	24 x SC	5.0kg

Features

- Water-proof design with IP-68 Protection level.
- Integrated with flap-up splice trays.
- Impact test: IK10,Pull Force:100N,Full rugged design.
- All stainless metal plate, anti-rust bolts and nuts.
- Fiber bend radius control more than 40mm.
- Full mechanical sealing mechanism.
- Full rugged design for underground, pole/wall mounted.
- 1 mid-span cable entrance(10-16.5mm) for uncut cable and 2 mechanicals glands for distribution cable (8-16.5mm).
- High density capacity max 288 cable splicing.



Configuration

Material	Size	Max Capacity	Cable Entrance	PLC Splitters	Adaptors	Weight
Strengthen Polymer Plastic	L*W*H(mm) 385*245*130	Splice 96 Fibers (4trays, 24 fiber/tray)	1 x Oval, 24 x Drop Cable	3 x 1.8 Steel Tube Type	24 x SC	4.5kg

OPTC-004

OPTC-006

Features

- Water-proof design with IP-68 Protection level.
- Integrated with flap-up splice trays.
- Impact test: IK10, Pull Force:100N, Full rugged design.
- Maximum 144F splice capacity, stainless anti-rust bolts and nuts.
- Plug-and-play installation, easy for maintenance and expansion.
- Fiber bend radius control more than 40mm.
- 180 degree access with buckled lock structure.
- 1*8 or 1*16 PLC Splitter can be installed in each splice tray as option.
- Mechanical sealing structure and mid-span cable entry.
- 16 pcs of pre-installed reinforced water-proof adapter for SC.
- 1 mid-span cable entrance(10-16.5mm) for uncut cable and 2 mechanicals glands for distribution cable (8-16.5mm).



Configuration

Material	Size	Max Capacity		Reinforced Adaptor	Weight
Strengthen Polymer Plastic	L*W*H(mm) 385*245*155	Splice 144 Fibers (6trays, 24 fiber/tray)	PLC Splitter 2pcs of 1x8	16pcs SC/UPC or SC/APC	5kg

Features

- Water-proof design with IP-65 Protection level.
- Integrated with flap-up splice trays.
- Maximum 120F splice capacity, stainless anti-rust bolts and nuts.
- Easy for maintenance and expansion, neat cabling.
- Fiber bend radius control more than 40mm.
- 180 degree access with buckled lock structure.
- 1*8 or 1*16 PLC Splitter can be installed in each splice tray as option.
- 8 pcs of pre-installed reinforced water-proof adapter for SC.
- 1 mid- span cable entrance(10-16.5mm) for uncut cable and 2 reserved cable entrances for distribution cable gland(8-13.5mm).



Configuration

Material	Size	Max Capacity		Reinforced Adaptor	Weight
PC+ABS	L*W*H(mm) 340*220*95	Splice 120 Fibers (5trays, 24 fiber/tray)	PLC Splitter 1pcs of 1x8	8pcs SC/UPC or SC/APC	1.85kg

OPTB-0216R

Features

- Water-proof design with IP-65 Protection level.
- Integrated with flap-up splice trays.
- Maximum 120F splice capacity, stainless anti-rust bolts and nuts.
- Easy for maintenance and expansion, neat cabling.
- Fiber bend radius control more than 40mm.
- 180 degree access with buckled lock structure.
- 1*8 or 1*16 PLC Splitter can be installed in each splice tray as option.
- 16 pcs of pre-installed reinforced water-proof adapter for SC.
- 1 mid- span cable entrance(10-16.5mm) for uncut cable.



Configuration

Material	Size	Max Capacity		Reinforced Adaptor	Weight
PC+ABS	L*W*H(mm) 340*220*95	Splice 120 Fibers (5trays, 24 fiber/tray)	PLC Splitter 2pcs of 1x8	16pcs SC/UPC or SC/APC	1.85kg

Features

- Water-proof design with IP-65 Protection level.
- Integrated with flap-up splice trays and adapter holder.
- Maximum 120F splice capacity, stainless anti-rust bolts and nuts.
- Easy for maintenance and expansion.
- Fiber bend radius control more than 40mm.
- 180 degree access with buckled lock structure.
- 1*8 or 1*16 PLC Splitter can be installed in each splice tray as option.
- 16 pcs of mechanical ports for 3-7mm drop cable.
- 1 mid- span cable entrance(10-16.5mm) for uncut cable and 2 reserved cable entrances for distribution cable gland(8-13.5mm).



Configuration

Material	Size	Max Capacity		Numbers of Adapter	Weight
PC+ABS	L*W*H(mm) 340*220*95	Splice 120 Fibers (5 trays x 24F)	PLC Splitter 2pcs of 1x8(SC)	24 pcs SC/UPC or SC/APC	1.85kg

OPTB-0416A

OPTB-0416S

Features

- Water-proof design with IP-65 Protection level.
- Integrated with splice trays and two-steps splitter cassettes.
- Maximum 12F splice capacity, stainless anti-rust bolts and nuts.
- Easy for maintenance and expansion.
- Fiber bend radius control more than 40mm.
- 180 degree access with buckled lock structure.
- 1*8 PLC Splitter can be installed in each splitter cassette.
- 16 pcs of mechanical ports for 3-7mm drop cable.
- 1 mid-span cable entrance(10-16.5mm) for uncut cable and
- 2 reserved cable entrances for distribution cable gland(8-13.5mm).



Configuration

Material	Size	Max Capacity		Numbers of Adapter	Weight
PC+ABS	L*W*H(mm) 340*220*95	Splice 12 Fibers	PLC Splitter 2pcs of 1x8(SC)	18 pcs SC/UPC or SC/APC	1.85kg

Features

- Water-proof design with IP-65 Protection level.
- Integrated with flap-up splice trays and adapter holder.
- Maximum 120F splice capacity, stainless anti-rust bolts and nuts.
- Easy for maintenance and expansion.
- Fiber bend radius control more than 40mm.
- 180 degree access with buckled lock structure.
- 1*8 or 1*16 PLC Splitter can be installed in each splice tray as option.
- 24 pcs of mechanical ports for 3-7mm drop cable.
- 1 mid-span cable entrance(10-16.5mm) for uncut cable and 2 reserved cable entrances for distribution cable gland(8-13.5mm).



Configuration

Material	Size	Max Capacity		Numbers of Adapter	Weight
PC+ABS	L*W*H(mm) 340*220*95	Splice 120 Fibers (5trays, 24 F)	PLC Splitter 3pcs of 1x8(SC)	24 pcs SC/UPC or SC/APC	1.85kg

OPTB-0424S

Features

- Water-proof design with IP-65 Protection level.
- Integrated with splice trays and three-steps splitter cassettes.
- Maximum 12F splice capacity, stainless anti-rust bolts and nuts.
- Easy for maintenance and expansion.
- Fiber bend radius control more than 40mm.
- 180 degree access with buckled lock structure.
- 1*8 PLC Splitter can be installed in each splitter cassette.
- 24 pcs of mechanical ports for 3-7mm drop cable.
- 1 mid-span cable entrance(10-16.5mm) for uncut cable and 2 reserved cable entrances for distribution cable gland(8-13.5mm).



Configuration

Material	Size	Max Capacity		Numbers of Adapter	Weight
PC+ABS	L*W*H(mm) 340*220*95	Splice 12 Fibers	PLC Splitter 3pcs of 1x8(SC)	27 pcs SC/UPC or SC/APC	1.85kg

Features

- Water-proof design with IP-65 Protection level.
- Integrated with splice cassette and cable management rods.
- Manage fibers in a reasonable fiber radius condition.
- Easy to maintain and extend the capacity.
- Fiber bend radius control more than 40mm.
- Suitable for the fusion splice or mechanical splice.
- 1*2 Splitter can be installed as an option.
- Efficient cable management.
- 1 cable entrance for distribution cable and 2 ports for 4-7mm drop cable.



Configuration

Material	Size	Max Capacity		Numbers of Adapter	Weight
PC+ABS	L*W*H(mm) 168*102*32	Splice 4 Fibers	PLC Splitter 1pcs of 1x2(SC)	2 pcs SC/UPC or SC/APC	0.8kg

OPT-2A

OPT-4A

Features

- Water-proof design with IP-65 Protection level.
- Integrated with splice cassette and cable management rods.
- Manage fibers in a reasonable fiber radius condition.
- Easy to maintain and extend the capacity.
- Fiber bend radius control more than 40mm.
- Suitable for the fusion splice or mechanical splice.
- 1*4 Splitter can be installed as an option.
- Efficient cable management.
- 1 cable entrance for distribution cable and 4 ports for 4-7mm drop cable.



Configuration

Material	Size	Max Capacity		Numbers of Adapter	Weight
PC+ABS	L*W*H(mm) 186*116*41	Splice 8 Fibers	PLC Splitter 1pcs of 1x4(SC)	4 pcs SC/UPC or SC/APC	0.9kg

Features

- Water-proof design with IP-65 Protection level.
- Integrated with splice cassette and cable management rods.
- Manage fibers in a reasonable fiber radius condition.
- Easy to maintain and extend the capacity.
- Fiber bend radius control more than 40mm.
- Suitable for the fusion splice or mechanical splice.
- 1*4 Splitter can be installed as an option.
- Efficient cable management.
- 1 cable entrance for distribution cable and 4 ports for 4-7mm drop cable.



Configuration

Material	Size	Max Capacity		Numbers of Adapter	Weight
PC+ABS	L*W*H(mm) 191*120*44	Splice 8 Fibers	PLC Splitter 1pcs of 1x4(SC)	4 pcs SC/UPC or SC/APC	0.9kg

OPT-6A

Features

- Water-proof design with IP-65 Protection level.
- Integrated with splice cassette and cable management rods.
- Manage fibers in a reasonable fiber radius condition.
- Easy to maintain and extend the capacity.
- Fiber bend radius control more than 40mm.
- Suitable for the fusion splice or mechanical splice.
- 1*4 Splitter can be installed as an option.
- Efficient cable management.
- 1 cable entrance for distribution cable and 6 ports for 4-7mm drop cable.



Configuration

Material	Size	Max Capacity		Numbers of Adapter	Weight
PC+ABS	L*W*H(mm) 186*116*41	Splice 8 Fibers	PLC Splitter 1pcs of 1x4(SC)	6 pcs SC/UPC or SC/APC	0.9kg

Features

- Water-proof design with IP-65 Protection level.
- Integrated with splice cassette and cable management rods.
- Manage fibers in a reasonable fiber radius condition.
- Easy to maintain and extend the capacity.
- Fiber bend radius control more than 40mm.
- Suitable for the fusion splice or mechanical splice.
- 1*8 Splitter can be installed as an option.
- Efficient cable management.
- 2 cable entrance for feeder cable, 1 knock-out port for distribution cable, 8 ports for 4-7mm drop cable.



Configuration

Material	Size	Max Capacity		Numbers of Adapter	Weight
PC+ABS	L*W*H(mm) 245*203*69	Splice 8 Fibers	PLC Splitter 1pcs of 1x8(SC)	8 pcs SC/UPC or SC/APC	1.2kg

OPT-8A

OPT-8B

Features

- Water-proof design with IP-65 Protection level.
- Integrated with splice cassette and cable management rods.
- Manage fibers in a reasonable fiber radius condition.
- Easy to maintain and extend the capacity.
- Fiber bend radius control more than 40mm.
- Suitable for the fusion splice or mechanical splice.
- 1*8 Splitter can be installed as an option.
- Efficient cable management.
- 1 ports cable entrance for feeder cable(8-13.5mm) and 2 ports for drop cable(8-13.5mm).



Configuration

Material	Size	Max Capacity		Numbers of Adapter	Weight
PC+ABS	L*W*H(mm) 199*160*46	Splice 8 Fibers	PLC Splitter 1pcs of 1x8(SC)	8 pcs SC/UPC or SC/APC	1kg

Features

- Water-proof design with IP-65 Protection level.
- Integrated with splice cassette and cable management rods.
- Manage fibers in a reasonable fiber radius condition.
- Easy to maintain and extend the capacity.
- Fiber bend radius control more than 40mm.
- Suitable for the fusion splice or mechanical splice.
- 1*4 Splitter can be installed as an option.
- Efficient cable management.
- 1 cable entrance for distribution cable and 4 ports for 4-7mm drop cable.



Configuration

Material	Size	Max Capacity		Numbers of Adapter	Weight
PC+ABS	L*W*H(mm) 235*200*62	Splice 12 Fibers	LGX PLC Splitter 1pcs of 1x8(SC)	8 pcs SC/UPC or SC/APC	1.5kg

OPT-8E

Features

- Water-proof design with IP-65 Protection level.
- Integrated with splice cassette and cable management rods.
- Manage fibers in a reasonable fiber radius condition.
- Easy to maintain and extend the capacity.
- Fiber bend radius control more than 40mm.
- Suitable for the fusion splice or mechanical splice.
- 1*8 Splitter can be installed as an option.
- Efficient cable management.
- 1 ports cable entrance for distribution cable and 8 ports for drop cable(4-7mm).



Configuration

Material	Size	Max Capacity		Numbers of Adapter	Weight
PC+ABS	L*W*H(mm) 213*163*47	Splice 8 Fibers	LGX PLC Splitter 1pcs of 1x8(SC)	8 pcs SC/UPC or SC/APC	1.1kg

Features

- Water-proof design with IP-65 Protection level.
- Integrated with splice cassette and cable management rods.
- Manage fibers in a reasonable fiber radius condition.
- Easy to maintain and extend the capacity.
- Fiber bend radius control more than 40mm.
- Suitable for the fusion splice or mechanical splice.
- 1*8 LGX Splitter can be installed as an option.
- Efficient cable management.
- 1 mid-span cable entrance for feeder cable(2 ports), 12 ports for 4-7mm drop cable.



Configuration

Material	Size	Max Capacity		Weight
PC+ABS	L*W*H(mm) 250*190*72	Splice 8 Fibers	LGX PLC Splitter 1pcs of 1x8(SC)	1.2kg

OPT-8G

OPT-12A

Features

- Water-proof design with IP-65 Protection level.
- Integrated with splice cassette and cable management rods.
- Manage fibers in a reasonable fiber radius condition.
- Easy to maintain and extend the capacity.
- Fiber bend radius control more than 40mm.
- Suitable for the fusion splice or mechanical splice.
- 1*8 Splitter can be installed as an option.
- Efficient cable management.
- 1 mid-span cable entrance for feeder cable(2 ports), 1 knock out port for distribution cable, 12 ports for 4-7mm drop cable.



Configuration

Material	Size	Max Capacity		Numbers of Adapter	Weight
PC+ABS	L*W*H(mm) 235*200*62	Splice 20 Fibers	PLC Splitter 1pcs of 1x8(SC)	12 pcs SC/UPC or SC/APC	1.5kg

Features

- Water-proof design with IP-65 Protection level.
- Integrated with splice cassette and cable management rods.
- Manage fibers in a reasonable fiber radius condition.
- Easy to maintain and extend the capacity.
- Fiber bend radius control more than 40mm.
- Suitable for the fusion splice or mechanical splice.
- 1*8 PLC Splitter can be installed as an option.
- Efficient cable management.
- 1 mid-span cable entrance for feeder cable(2 ports), 12 ports for 4-7mm drop cable.



Configuration

Material	Size	Max Capacity		Reinforced Adaptor	Weight
PC+ABS	L*W*H(mm) 250*190*72	Splice 12 Fibers	PLC Splitter 1pcs of 1x8(SC)	12 pcs SC/UPC or SC/APC	1.2kg

OPT-16A

Features

- Water-proof design with IP-65 Protection level.
- Integrated with splice cassette and cable management rods.
- Manage fibers in a reasonable fiber radius condition.
- Easy to maintain and extend the capacity.
- Fiber bend radius control more than 40mm.
- Suitable for the fusion splice or mechanical splice.
- 2pcs of 1*8 LGX Splitter can be installed as an option.
- Efficient cable management.
- 1 mid-span cable entrance for feeder cable(2 ports), 2 knock-out port for distribution cable, 24 ports for 4-7mm drop cable.



Configuration

Material	Size	Splice Capacity	Max Splitter Capacity		Weight
PC+ABS	L*W*H(mm) 317*237*101	Splice 24 Fibers	LGX PLC Splitter 2pcs of 1x8(SC)	or LGX PLC Splitter 1pcs of 1x16(SC)	1.5kg

Features

- Water-proof design with IP-65 Protection level.
- Integrated with splice cassette and cable management rods.
- Manage fibers in a reasonable fiber radius condition.
- Easy to maintain and extend the capacity.
- Fiber bend radius control more than 40mm.
- Suitable for the fusion splice or mechanical splice.
- 2pcs of 1*8 PLC Splitter can be installed as an option.
- Efficient cable management.
- 1 mid-span cable entrance for feeder cable(2 ports), 16 ports for 4-7mm drop cable.



Configuration

Material	Size	Max Capacity		Numbers of Adapter	Weight
PC+ABS	L*W*H(mm) 292*218*83	Splice 24 Fibers	PLC Splitter 2pcs of 1x8(SC)	16 pcs SC/UPC or SC/APC	1.4kg

OPT-16B

OPT-16C

Features

- Water-proof design with IP-65 Protection level.
- Integrated with splice cassette and cable management rods.
- Manage fibers in a reasonable fiber radius condition.
- Easy to maintain and extend the capacity.
- Fiber bend radius control more than 40mm.
- Suitable for the fusion splice or mechanical splice.
- 2pcs of 1*8 PLC Splitter can be installed as an option.
- Efficient cable management.
- 1 mid-span cable entrance for feeder cable(2 ports), 16 ports for 4-7mm drop cable.



Configuration

Material	Size	Max Capacity		Numbers of Adapter	Weight
PC+ABS	L*W*H(mm) 290*265*90	Splice 24 Fibers	PLC Splitter 2pcs of 1x8(SC)	18 pcs SC/UPC or SC/APC (2 for splitter in,16 for splitter out)	1.4kg

Features

- Water-proof design with IP-65 Protection level.
- Integrated with splice cassette and cable management rods.
- Manage fibers in a reasonable fiber radius condition.
- Easy to maintain and extend the capacity.
- Fiber bend radius control more than 40mm.
- Suitable for the fusion splice or mechanical splice.
- 2pcs of 1*8 LGX Splitter can be installed as an option.
- Efficient cable management.
- 1 mid-span cable entrance for feeder cable(2 ports), 16 ports for 4-7mm drop cable.



Configuration

Material	Size	Splice Capacity	Max Splitter Capacity		Weight
PC+ABS	L*W*H(mm) 292*218*83	Splice 24 Fibers	LGX PLC Splitter 2pcs of 1x8(SC)	or LGX PLC Splitter 1pcs of 1x16(SC)	1.4kg

OPT-24A

Features

- Water-proof design with IP-65 Protection level.
- Integrated with splice cassette and cable management rods.
- Manage fibers in a reasonable fiber radius condition.
- Easy to maintain and extend the capacity.
- Fiber bend radius control more than 40mm.
- Suitable for the fusion splice or mechanical splice.
- 2pcs of 1*8 PLC Splitter can be installed as an option.
- Efficient cable management.
- 1 mid-span cable entrance for feeder cable(2 ports), 2 knock-out port for distribution cable, 24 ports for 4-7mm drop cable.



Configuration

Material	Size	Max Capacity		Numbers of Adapter	Weight
PC+ABS	L*W*H(mm) 317*237*101	Splice 24 Fibers	PLC Splitter 2pcs of 1x8(SC)	24 pcs SC/UPC or SC/APC	1.5kg

Features

- Water-proof design with IP-65 Protection level.
- Integrated with splice cassette and cable management rods.
- Manage fibers in a reasonable fiber radius condition.
- Easy to maintain and extend the capacity.
- Fiber bend radius control more than 40mm.
- Suitable for the fusion splice or mechanical splice.
- 3pcs of 1*8 PLC Splitter can be installed as an option.
- Efficient cable management.
- 1 mid-span cable entrance for feeder cable(2 ports), 24 ports for 4-7mm drop cable.



Configuration

Material	Size	Max Capacity		Numbers of Adapter	Weight
PC+ABS	L*W*H(mm) 340*250*110	Splice 24 Fibers	PLC Splitter 3pcs of 1x8(SC)	24 pcs SC/UPC or SC/APC	1.5kg

OPT-24B

OPT-48A

Features

- Water-proof design with IP-65 Protection level.
- Integrated with splice cassette and cable management rods.
- Manage fibers in a reasonable fiber radius condition.
- Easy to maintain and extend the capacity.
- Fiber bend radius control more than 40mm.
- Suitable for the fusion splice or mechanical splice.
- 3pcs of 1*16 PLC Splitter can be installed as an option.
- Efficient cable management.
- 1 mid-span cable entrance for feeder cable(2 ports), 4 knock-out port for distribution cable or drop cable.



Configuration

Material	Size	Max Capacity		Numbers of Adapter	Weight
PC+ABS	L*W*H(mm) 420*320*132	Splice 48 Fibers	PLC Splitter 3pcs of 1x16(SC)	48 pcs SC/UPC or SC/APC	3.2kg

Features

- Water-proof design with IP-65 Protection level.
- Integrated with splice cassette and cable management rods.
- Manage fibers in a reasonable fiber radius condition.
- Easy to maintain and extend the capacity.
- Fiber bend radius control more than 40mm.
- Suitable for the fusion splice or mechanical splice.
- 2pcs of 1*32 PLC Splitter can be installed as an option.
- Efficient cable management.
- 2 cable ports for feeder cable, 4 cable ports for 4-7mm drop cable.



Configuration

Material	Size	Max Capacity		Numbers of Adapter	Weight
PC+ABS	L*W*H(mm) 560*420*200	Splice 72 Fibers	PLC Splitter 2pcs of 1x32(SC)	48 pcs SC/UPC or SC/APC	5.9kg

Multi-Media Box Series

OP-MMB-280

OP-MMB-300

OP-MMB-400

OP-MMB-250



ITEM NO.	PRODUCT NAME	SIZE(MM)	WEIGHT(KG)
OP-MMB-280	Multi-Media Box Series	300×200×100(W×H×D)/300×220(W×H)	1.60kg
OP-MMB-300	Multi-Media Box Series	400×300×100(W×H×D)/425×322(W×H)	3.75kg
OP-MMB-400	Multi-Media Box Series	300×250×100(W×H×D)/330×280(W×H)	4.00kg
OP-MMB-250	Multi-Media Box Series	265×260×100(W×H×D)/295×290(W×H)	1.45kg

OPZ-001



4 Cores Fiber Optic Desktop Box

Size: 150 × 110 × 30mm
Max Capacity: ≤ 4 cores
Material: PC+ABS

OPZ-004



Fiber Box

Size: 86 × 86 × 20mm
Material: PC+ABS

OPZ-002



Panel Box

Size: 110 × 85 × 25mm
Material: PC+ABS

OPB-001



Gold chest



12 Cores Sheet Metal Box

Size: 320 × 310 × 80mm
Material: metal

OPZ-003



86 Fiber Optic Desktop Box

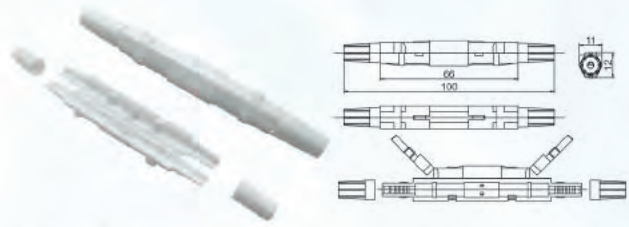
Size: 186 × 86 × 24mm
Material: PC+ABS

OPB-002



24 Cores Sheet Metal Box

Size: 430 × 320 × 85mm
Material: metal



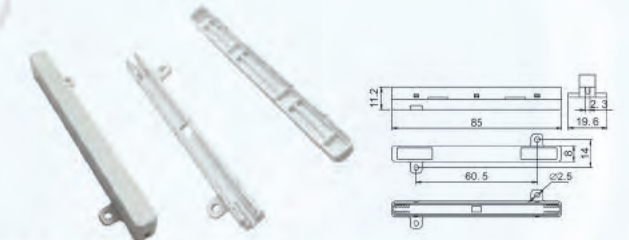
OPBH-01



OPBH-02




OPBH-09



OPBH-10




OPBH-03



OPBH-04



OPBH-11



OPBH-12



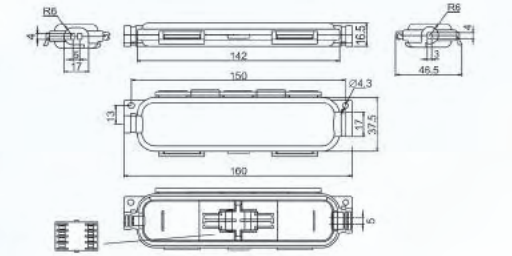
OPBH-05




OPBH-06



OPBH-13



OPBH-14



OPBH-07



OPBH-08



Features

1.1 General

This specification covers the standards and requirements for the construction, properties, testing and packing of the Optical Splitter.

1.2 Description

The optical Splitter is divided uniformly optical signals from input ports to multiple outputs. The optical Splitters are used in distribution equipment like FTTH Ethernet PON System

1.3 Reference

Telcordia Technologies Generic Requirements GR-1209-CORE & GR-1221-CORE

Optical Specification

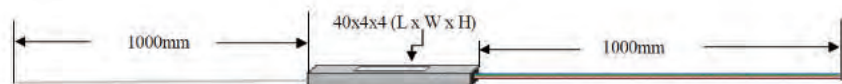
Parameter	Unit	1×2	1×4	1×8	1×16	1×32	1×64
Insertion Loss (Max) S/P		≤4.0/3.8	≤7.3/7.0	≤10.5/10.2	≤13.8/13.5	≤16.8/16.5	≤20.4/20.0
Uniformity (Max) S/P	dB	≤0.5/0.5	≤0.6/0.5	≤0.8/0.6	≤1.0/0.7	≤1.2/1.0	≤1.5/1.5
PDL (Max) S/P		≤0.2/0.15	≤0.20/0.15	≤0.2/0.2	≤0.25/0.2	≤0.25/0.2	≤0.3/0.2
Return Loss / Directivity		≥55					
Operating Wavelength	nm	1260 ~ 1650					
Operating Temperature	°C	-40 ~ +85					
Storage Temperature		-40 ~ +85					

Parameter	Unit	2×2	2×4	2×8	2×16	2×32	2×64
Insertion Loss (Max) S/P		≤4.4/4.1	≤7.5/7.3	≤11.0/10.5	≤14.5/14.0	≤18.0/17.5	≤21.5/21.0
Uniformity (Max) S/P	dB	≤1.1/0.9	≤1.2/1.0	≤1.2/1.0	≤1.8/1.5	≤1.8/1.5	≤2.3/2.0
PDL (Max) S/P		≤0.25/0.2	≤0.25/0.2	≤0.25/0.2	≤0.3/0.25	≤0.3/0.25	≤0.4/0.4 ≤0.4/0.35
Return Loss / Directivity		≥55					
Operating Wavelength	nm	1260 ~ 1650					
Operating Temperature	°C	-40 ~ +85					
Storage Temperature		-40 ~ +85					

Pigtail Type



Parameter		1x2, 1x4, 1x8	1x16, 1x32	1x64	
Package	Material	Stainless Steel			
	Dimension (L x W x H mm)	40 x 4 x 4	47 x 7 x 4	58 x 12 x 4	
Parameter		2x2	2x4, 2x8	2x16, 2x32	2x64
Package	Material	Stainless Steel			
	Dimension (L x W x H mm)	40 x 4 x 4	55 x 7 x 4	60 x 7 x 4	70 x 12 x 4



Fan-out Type



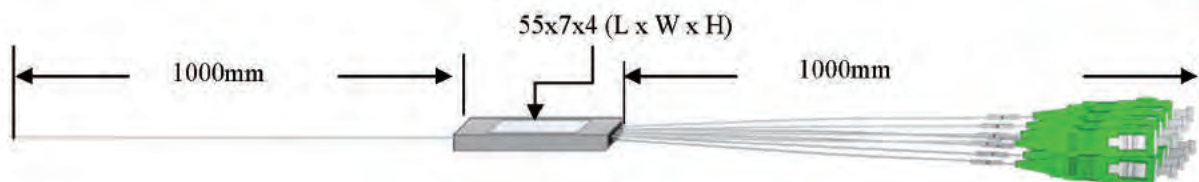
Parameter		1x2, 1x4, 1x8	1x16, 1x32	1x64	
Package	Material	Stainless Steel			
	Dimension (L x W x H mm)	40 x 4 x 4	47 x 7 x 4	58 x 12 x 4	
Fanout Kit	Material	Plastic			
	Dimension (L x W x H mm)	35 x 12 x 7			
Parameter		2x2	2x4, 2x8	2x16, 2x32	2x64
Package	Material	Stainless Steel			
	Dimension (L x W x H mm)	50 x 5 x 4	55 x 7 x 4	60 x 7 x 4	70 x 12 x 4
Fanout Kit	Material	Plastic			
	Dimension (L x W x H mm)	35 x 12 x 7			

Parameter		Description
Input	900um Tight Buffered tube	≤1.0m
Output (Ribbon Part)	4ch or 8ch Ribbon Fiber	≤1.0m
Output (Break Part)	Fanout Kit with 900um Loose Tube	≤1.0m
Optical Fiber	Bend intensive G.657A fiber	R15
Furcation Tube	900um Loose Tube	Hytrel

Mini module Type



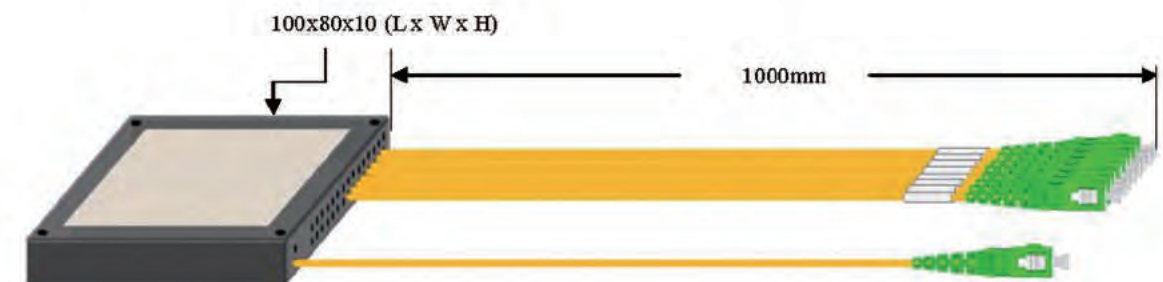
Parameter	1x2, 1x4, 1x8	2x2, 2x4, 2x8	1x16, 2x16	1x32, 2x32	1x64, 2x64
Material	SUS (only with 900um Loose tube)				
Dimension (L x W x H mm)	55 x 7 x 4	60 x 7 x 4	60 x 12 x 4	80 x 20 x 6	100 x 40 x 6
Parameter		Description			
Input	900um Tight Buffered tube	≤1.0m			
Output (Ribbon Part)	4ch or 8ch Ribbon Fiber	≤1.0m			
Output (Break Part)	Fanout Kit with 900um Loose Tube	≤1.0m			
Optical Fiber	Bend intensive G.657A fiber	R15			
Furcation Tube	900um Loose Tube	Hytrel			



Cascade module Type



Parameter	1x2, 1x4, 1x8, 1x16, 1x32, 2x2, 2x4, 2x8, 2x16, 2x32	1x64, 2x64
Package	Material	Aluminum & ABS Plastic
	Dimension (L x W x H mm)	100 x 80 x 10
		100 x 80 x 20
Parameter		Description
In/output	900um Loose tube or 2.0mm cord jacket	≤1.0m
Optical Fiber	Bend intensive G.657A fiber	R15
Furcation Tube	900um Loose Tube & 2.0mm cord PVC jacket	Hytrel, PVC





• Material specification

Name	Specification	Remarks
Fiber type	Single mode or Multi mode	Consistent with ROHS, IEC
Cable diameter	125um	
Applicable for	Indoor or Outdoor FTTH	
Connector type	LC	
Core diameter	1.249±0.001mm	
Core concentricity	≤0.5um	

• Ptical performance

Project	Company	Index	Remarks
Operating wavelength	nm	1260-1650	
Insertion loss	dB	≤0.5	
Return loss	dB	APC≥50; UPC≥45	
Insertion loss typical value	dB	0.25	
Fastening strength of naked fiber	N	≥5N	
Tensile Strength	N	≥50N	
Mechanical endurance	time	≥500	
Reusable	time	≥10	
Operating Temperature	°C	-40~+85	

• End face requirement

Region Defect	Region A (0-12um)	Region B (12-50um)	Region C (50-125um)
Scratch	Allow one scratch no more than the fiber core and width≤1um	Allow two scratches and the width≤2um	Allow five scratches and width≤2um
Speckle	Allow one speckle no more than the fiber core and diameter≤1um	Allow two speckles and the diameter≤2um	Allow two speckles and the diameter≤5um
Apron	Between area B and area C, allow apron which aperture width less than 5um; and the length of the apron is less than 30% of the perimeter of the fiber end		

• Insert core end face 3D

	APC	UPC
Fiber height (nm)	-100~+100	-100~+100
Radius of curvature (mm)	5-12	7-20
Apex offset (um)	≤50	
Angle error (°)	±0.3	



• Material specification

Name	Specification	Remarks
Fiber type	Single mode or Multi mode	Consistent with ROHS, IEC
Cable diameter	250um	
Applicable for	Indoor or Outdoor FTTH	
Connector type	SC	
Core diameter	2.499±0.002mm	
Core concentricity	≤0.5um	

• Ptical performance

Project	Company	Index	Remarks
Operating wavelength	nm	1260-1650	
Insertion loss	dB	≤0.5	
Return loss	dB	APC≥50; UPC≥45	
Insertion loss typical value	dB	0.25	
Fastening strength of naked fiber	N	≥5N	
Tensile Strength	N	≥50N	
Mechanical endurance	time	≥500	
Reusable	time	≥10	
Operating Temperature	°C	-40~+85	

• End face requirement

Region Defect	Region A (0-25um)	Region B (25-125um)	Region C (125-250um)
Scratch	Allow one scratch no more than the fiber core and width≤1um	Allow two scratches and the width≤2um	Allow five scratches and width≤2um
Speckle	Allow one speckle no more than the fiber core and diameter≤1um	Allow two speckles and the diameter≤2um	Allow two speckles and the diameter≤5um
Apron	Between area B and area C, allow apron which aperture width less than 5um; and the length of the apron is less than 30% of the perimeter of the fiber end		

• Insert core end face 3D

	APC	UPC
Fiber height (nm)	-100~+100	-100~+100
Radius of curvature (mm)	5-12	7-25
Apex offset (um)	≤50	
Angle error (°)	±0.3	

FTTH DROP CABLE\SELF-SUPPORTING FTTH CABLE (GJYXFCH)

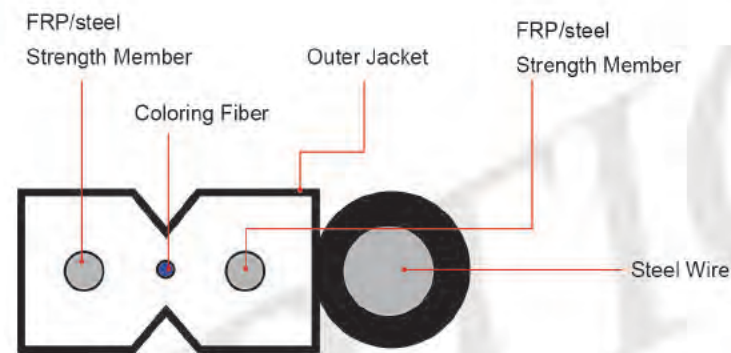


DESCRIPTION

The Optical fiber unit is positioned in the centre. Two parallel Fiber Reinforced Plastics (FRP) are placed at the two sides. A steel wire as the additional strength member is also applied. Then, and the cable is completed with a black or color LSZH sheath.

CHARACTERISTIC

- Special low-bend-sensitivity fiber provides high bandwidth and excellent communication transmission property.
- Two parallel strength members ensure good performance of crush resistance to protect the fiber.
- Simple structure, light weight and high practicability.
- Novel flute design, easily strip and splice, simplify the installation and maintenance.
- Single steel wire as the additional strength member ensures good performance of tensile strength.



Environmental Characteristics		Fiber			
Storage Operating Temperature	-20℃~ +60℃	Fiber Type(core/cladding dimension)		G.657A	
Geometrical Characteristics					
Fiber Core	1	2	1	4	
Cable Dimension (mm)	2.0×5.0	2.0×5.0	2.0×5.6	2.0×5.6	
Cable Weight(kg/km)	20	20	21	22	
Mechanical Characteristics					
Tensile strength (N)	Long Term	60			
	Short Term	120			
Bending Radius(mm)	Dynamic	30			
	Static	15			
Transmission Characteristics					
	SMF				
	1310/1550(nm)				
Attenuation(dB/km)	≤0.40/0.30				
Minimum Bandwidth(MHz·km)	—				

FTTH INDOOR CABLE (GJXFH/GJXH)

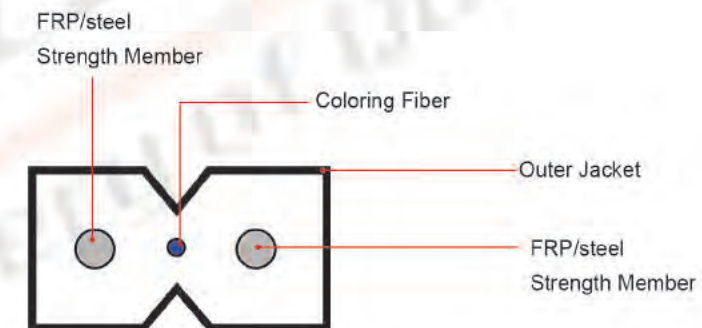


DESCRIPTION

The Optical fiber unit is positioned in the centre. Two parallel Fiber Reinforced Plastics (FRP) are placed at the two sides. Then, and the cable is completed with a black or color LSZH sheath.

CHARACTERISTIC

- Special low-bend-sensitivity fiber provides high bandwidth and excellent communication transmission property .
- Two parallel strength members ensure good performance of crush resistance to protect the fiber.
- Simple structure, light weight and high practicability.
- Novel flute design, easily strip and splice, simplify the installation and maintenance.



Environmental Characteristics		Fiber			
Storage Operating Temperature	-20℃~ +60℃	Fiber Type(core/cladding dimension)		G.657A	
Geometrical Characteristics					
Fiber Core	1	2	1	4	
Cable Dimension (mm)	2.0×3.0	2.0×3.1	2.0×3.8	2.0×4.0	
Cable Weight(kg/km)	8	8.5	9	10	
Mechanical Characteristics					
Tensile strength (N)	Long Term	30			
	Short Term	60			
Bending Radius(mm)	Dynamic	30			
	Static	15			
Transmission Characteristics					
	SMF				
	1310/1550(nm)				
Attenuation(dB/km)	≤0.40/0.30				
Minimum Bandwidth(MHz·km)	—				

Accessories for installing aerial-mounted drop cables



Anchor ear



Cable management steel ring



Clamp hook



Screw fastener



Drop cable clamp



Drop cable hook with screw



Drop cable hook with anchor ear



Q span clamp

Accessories for installing indoor drop cables



Cable protective slot



Single-fiber drop cable fixing plate



Cable slot



Cable protective tube



Slot corner



Internal corner



External corner



Transit tube



Cable clip

Accessories for installing corridor drop cables



Double-wall corrugated tube
(Φ20mm, Φ25mm)



Corrugated tube clamp
(Φ20mm, Φ25mm)



Corrugated tube
(Φ20mm, Φ25mm)




Adaptable box
(Φ25mm)

Auxiliary construction materials



Longitudinal wrapping tube (30m / roll)



Double-sided adhesive



Cable lubricant



Threading device (30m)




Sealing putty

The module-type Optical Distribution Frame

Brief

This product is applicable to central offices and optical branch points, which can be configured with Suitable module to complete leading in, fixing and protecting optical cables, splicing and protecting optical fibers, storing and managing pigtailed, fixing and crossconnecting optical fibers. Meanwhile, value-added modules such as optical splitters or wave-division multiplexers(WDM) can be installed as required by customers.



Features

- Closed sheet-metal structure, operable both on front/rear side, Rack-mount, 19" (483mm)
- Supporting Suitable module, high density, large capacity, saving space of equipment room
- Independent lead-in/out of optical cables, pigtailed and patch cords

Optical Distribution Frame Options

Ordering Information

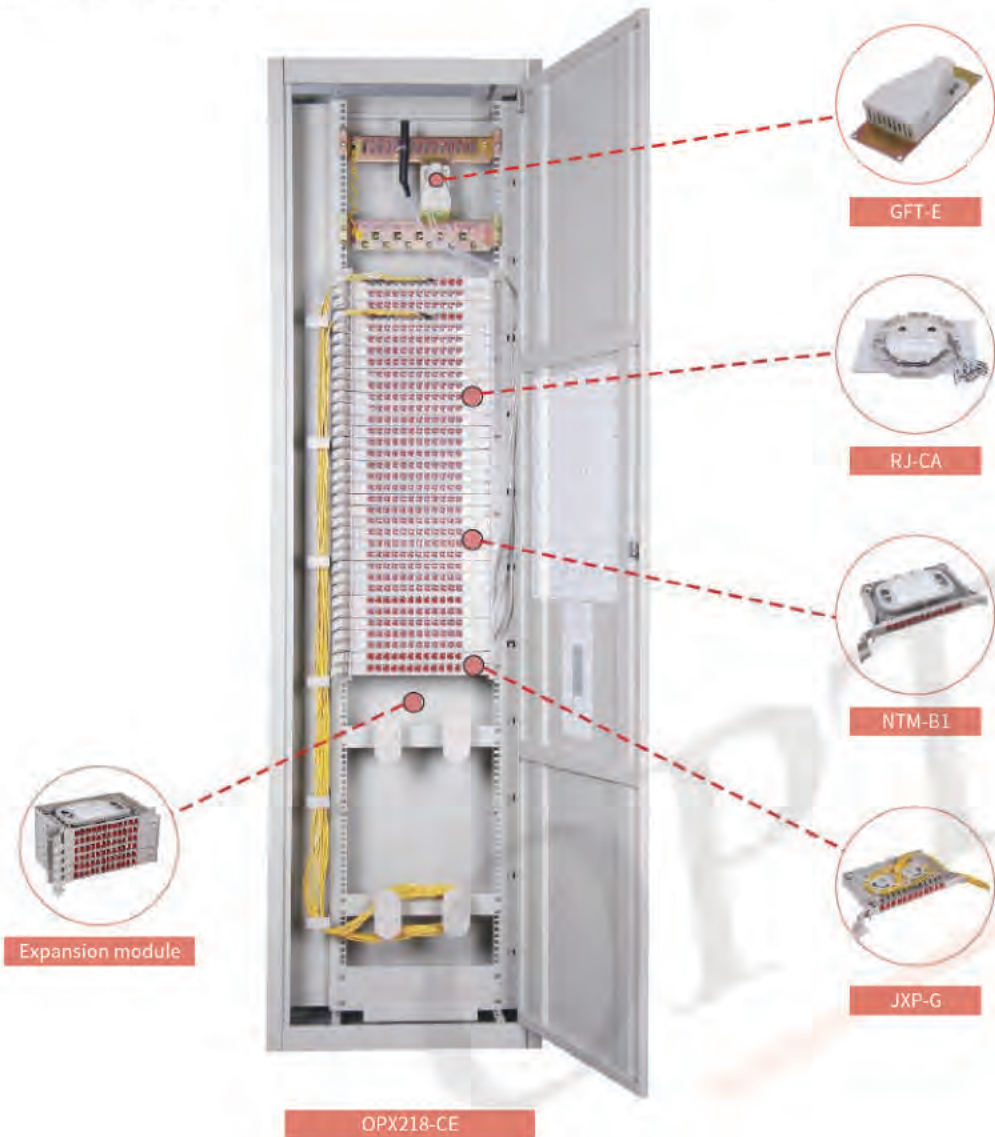
Name	Ordering code	Model	Specifications	Configurable capacity (termination/splice)	Installation space	Remarks
			H x W x H(mm)			
Frame	210305900	OPX218-AD1	2600 x 840 x 300	720/720	40U	fiber hanging post on right side
	210305980	OPX218-AD2	2000 x 840 x 300	504/504	28U	
	210306000	OPX218-AD3	2200 x 840 x 300	576/576	32U	
	210306200	OPX218-AE1	2600 x 900 x 300	720/720	40U	hanging post on right and left sides
	210306220	OPX218-AE2	2000 x 900 x 300	504/504	28U	
	210306240	OPX218-AE3	2200 x 900 x 300	576/576	32U	
Cabinet	210306120	OPX218-CG1	2600 x 800 x 300	864/864	48U	fiber hanging post on leftside
	210306140	OPX218-CG2	2000 x 800 x 300	648/648	36U	
	210306160	OPX218-CG3	2200 x 800 x 300	720/720	40U	
Double rear door	220702900		2487 x 795 x 18.5			Applicable to OPX218-AD1
	220702910		1887 x 795 x 18.5			Applicable to OPX218AD2
	220702920		2087 x 795 x 18.5			Applicable to OPX218AD3
	220702930		2487 x 855 x 18.5			Applicable to OPX218-AE1
	220702940		1887 x 855 x 18.5			Applicable to OPX218-AE2
	220702950		2087 x 855 x 18.5			Applicable to OPX218-AE3
Reardoor panel assembly	220813170		2487 x 798 x 20			Applicable to OPX218-AD1
	220813180		1887 x 798 x 20			Applicable to OPX218-AD2
	220813190		2087 x 798 x 20			Applicable to OPX218-AD3
	220813370		2487 x 858 x 20			Applicable to OPX218-AE1
	220813320		1887 x 858 x 20			Applicable to OPX218-AE2
	220813420		2087 x 858 x 20			Applicable to OPX218-AE3
Fiber hanging assembly	221500730		Height:89mm			Applicable to OPX218-AD/AE
Blank panel	210303430	JMB-A	4Ux 482x150			Height: 4U
	221016320	JMB-D	2Ux 482x150			Height: 2U
	221016330	JMB-E	1Ux 482x150			Height: 1U

Note: Optional protective connector for optical cable fixing&stripping:GFT-E
For ordering information, refer to Page 27.

The tray-type Optical Distribution Cabinet GPX218

Brief

This product is applicable to central offices and optical branch points, which can be configured with termination, splicing and splicing & termination trays to complete leading in, fixing and protecting optical cables, splicing and protecting optical fibers, storing and managing pigtails, fixing and cross-connecting optical fibers. It is a kind of optical distribution cabinet featuring high density, appropriate capacity and full-facing operation. It can be used for splicing and termination as well as intermediate termination.



Features

- Fully-closed sheet-metal structure, front-facing operations
- Simple structure without module
- Compact structure, perfect rigidity
- Fiber-storage area at the lower part of cabinet, for managing redundant fibers
- Applicable to various trays

Modular Optical Distribution Cabinet GPX218

Ordering Information


Name	Ordering code	Model	Specifications	Configurable capacity (termination/splicing)	Remarks	
			H x W x D (mm)			
Cabinet case	CE cabinet	210305940	OPX218-CE1	2600 x 600 x 300	648/648	54 NTM-B1, JXP-G, RJ-CA (configurable) 5 expansion module position
		210305880	OPX218-CE2	2000 x 600 x 300	432/432	30 NTM-B1, JXP-G, RJ-CA (configurable) 4 expansion module position
		210305960	OPX218-CE3	2200 x 600 x 300	504/504	42 NTM-B1, JXP-G, RJ-CA (configurable) 4 expansion module position
	CB cabinet	210300340	OPX218-CB1	2600 x 800 x 300	720/720	60 NTM-B1, JXP-G, RJ-CA (configurable)
		210300360	OPX218-CB2	2000 x 800 x 300	504/504	42 NTM-B1, JXP-G, RJ-CA (configurable)
		210300380	OPX218-CB3	2200 x 800 x 300	576/576	48 NTM-B1, JXP-G, RJ-CA (configurable)
Expansion module	210306080		163 x 76 x 361	72/72	Option	
Main trays	Splicing & termination tray	210307160	NTM-B1	25 x 361.5 x 260	12/12	FC/SC/ST adapter (configurable)
					24/24	Duple x LC adapter (configurable)
	12-fiber termination tray	210308120	JXP-G	25 x 371.5 x 260	12/0	12FC/SC/ST/duple x LC adapters (configurable)
	12-fiber splice tray	210308040	RJ-CA	21 x 298 x 228	0/12	Single fiber cable
0/24					Ribbon cable	

Note: Optional protective connector for optical cable fixing&stripping:GFT-A, GFT-B, GFT-C, GFT-2, GFT-3, GFT-4, GFT-41, GFT-D and GFT-E,
For ordering information, refer to Page 27.

OP218D Splicing & Termination Module

Brief

F218D splicing & termination module and E05A10 fiber storage module are used for 19"/21" standard rack-mounted integrated distribution cabinet, network cabinet and open frame, which integrates fiber cable fixing, stripping, splicing, terminating and patch cord storage and independently completes optical fiber splicing & termination. In the meantime, it can be configured with NTM-SB optical splitter tray to implement optical splitting and capacity expansion and is applicable to the network featuring centralized optical splitting in the equipment room of the central office.



Features

- Rack-mount, 19 inch
- Leading in/out cables & fibers either left or right, applicable to ribbon or non-ribbon optical cables
- fully-closed structure without exposed patch cords, pleasing appearance and perfect dustproof effect
- With NTM-B1 integrated splicing & termination tray
- Available in SC/FC/duplex LC adapters
- Fixing optical cables by claspers
- Optional storage tray to store redundant patch cords

F218D Splicing & Termination Module

Ordering Information

Name	Ordering code	Model	Specifications	Configurable capacity (termination/ splicing)	Remarks
			H x W x D (mm)		
Module case	210306470	F218D-12	1U x 482 x 270	12	1 NTM-B1/JXP-G/RJ-CA (configurable)
	210306450	F218D-24	2U x 482 x 270	24	2 NTM-B1/JXP-G/RJ-CA (configurable)
	210306430	F218D-48	3U x 482 x 270	48	4 NTM-B1/JXP-G/RJ-CA (configurable)
	210306410	F218D-72	4U x 482 x 270	72	6 NTM-B1/JXP-G/RJ-CA (configurable)
	210306490	F218D-96	6U x 482 x 270	96	8 NTM-B1/JXP-G/RJ-CA (configurable)
Fiber storage Module	210308930	E05A10	4U x 482 x 160		
Storage tray	220401490		25 x 298 x 200		1 NTM standard installation position
Splicing & termination tray	210307160	NTM-B1	25 x 361.5 x 260	12/12 24/24	Available in FC/SC/ST adapters Available in duplex LC adapters
12-fiber termination tray	210308120	JXP-G	25 x 371.5 x 260	12/0	12 FC/SC/ST/duplex LC adapters (configurable)
12-fiber splicing tray	210308040	RJ-CA	21 x 298 x 228	0/12 0/24	Single-fiber cable Ribbon cable
Optical splitter tray case	210302930	NTM-SB1	25 x 361.5 x 265	1xn, 2xn	1 NTM standard installation position
	210303570	NTM-SB3 SC	50 x 357.5 x 265	1x32	2 NTM standard installation position
	210304090	NTM-SB3 FC	50 x 357.5 x 265		
	210304180	NTM-SB4 SC	25 x 357.5 x 265	1x16	1 NTM standard installation position
	210305390	NTM-SB4 FC	25 x 357.5 x 265		
	210305670	NTM-SB5	25 x 357.5 x 265	1x8	SC/FC. Occupying 1 NTM standard installation position
	210305480	NTM-SB6	25 x 357.5 x 265	1x4	
	210304120	NTM-SB3A SC	50 x 357.5 x 265	2x32	2 NTM standard installation position
	210304250	NTM-SB3A FC	50 x 357.5 x 265		
	210304230	NTM-SB4A SC	25 x 357.5 x 265	2x16	1 NTM standard installation position
	210304240	NTM-SB4A FC	25 x 357.5 x 265		
	210304210	NTM-SB5A	25 x 357.5 x 265	2x8	1 NTM standard installation position, Available in SC/FC.
210304220	NTM-SB6A	25 x 357.5 x 265	2x4		

Optical Cross Connection Cabinet

Brief

As the optical communication network develops rapidly, it has been applied in quantities. It is used for connection, distribution and dispatching of communication optical cables from the central office to each optical distribution node, and provide secure, reliable, and flexible fiber and optical cable management devices for communication networks.



Ordering Information

Name	Model	Dimension	Max. Capacity (Splice/Termination)	Remarks
		H x W x D (mm)		
Optical cable cross connection cabinet	OPX218-T5W	754x570x308	144/144/72	Nonmetal case, single operation, 3 optical splitter units(configurable)
	OPX218-T6W	1446x756x340	288/288/144	Nonmetal case, single operation , 4 optical splitter units (configurable)
	OPX218-T12W	1540x750x320	360/360/144	
	OPX218-T15W	1553x1454x364	576/576/288	Nonmetal case, single operation, 8 optical splitter units (configurable)
	OPX218-T7W	1550x750x620	576/576/288	Nonmetal case, double operation,16 optical splitter units (configurable)
	OPX218-T14W	1560x1455x620	1152/1152/576	
	OPX218-T1W	950x515x345	144/144/144	
	OPX218-T2W	1300x765x345	288/288/144	Metal case, single operation, 4 optical splitter units (configurable)
	OPX218-T3W	1370x764x534	576/576/288	Metal case, double operation, 16 box-type optical splitter(configurable)
	OPX218-T4W	1370x1384x534	1152/1152/576	
	OPX218-T13W	1525x1384x534	1440/1440/576	
	OPX218-T8W	500x450x305	96/96/144	Metal case, single operation,3 optical splitter unit (configurable)
	OPX218-T9W	600x450x305	144/144/144	
	OPX218-T10W	500x380x180	48/48	
OPX218-T11W	500x380x130	24/24		

The specifications of optical splitter unit: 1(2) X 4, 1(2) X 8, 1(2) X 16, 1(2) X32, 1(2) X 64

High-capacity Fiber Distribution Hub

Brief

The splicing and termination separated module is used for termination of optical cables, namely, the fiber splicing and fiber termination are completed at different functional areas. It comprises these parts including the optical cable stripping and fixing assembly, splicing module, termination module, fiber storage area, and berthing area, and implements optical cable inlet and fixing, fiber splicing and termination, and optical splitter installation management. It can work together with the SA series optical splitter module box to implement optical splitting and capacity expansion of optical lines.



Features

- High-quality steel sheet, surface plastic spray
- Effective sealing performance, dust and splash proof: IP65
- Single door, front operation
- Optical splitter in the modular structure, convenience for configuration
- Rotary structure of optical patch panel, convenience for operation
- Available in FC/SC/ST and duplex LC adapters
- Storage of the pigtails or fiber patch cords at the front
- Perfect fiber route design to ensure bend radius of fibers
- Reliable optical cable fixing, stripping protection protection and grounding

Ordering Information

Serial No.	Model	Dimension	Max. Capacity (fibers)	Remarks
		H x W x D(mm)		
1	52252	1250x750x375	288	
2	52253	1100x570x375	144	

High-capacity Fiber Distribution Hub

Brief

The connection of the optical cables is integrated splice and termination modules. It includes the optical cable stripping and fixing assembly, splicing module, termination module, fiber storage area, berthing area, and implements optical cable inlet and fixing, fiber splicing and termination, and optical splitter installation management.



Features

- Effective sealing performance, dust and splash proof:IP65
- Single door, front operation
- Optical splitter in the modular structure, convenience for configuration
- Rotary structure of optical patch panel, convenience for operation
- Available in FC/SC/ST and duplex LC adapters
- Storage of the pigtails or fiber patch cords at the front
- Perfect fiber route design to ensure bend radius of fibers
- Reliable optical cable fixing, stripping protection and grounding

Ordering Information

Name	Model	Dimension	Max. Capacity(fibers) (Splicing / Termination)	Remarks
		H x w x D(mm)		
Fiber distribution box	OPX50-E1	300 x 400 x 90	24/48	Outdoor sheet-metal type Optical fiber distribution box without fiber patch cord
	OPX50-E2	300 x 450 x 140	48/96	
	OPX50-E3	420 x 450 x 115	72/144	
	OPX50-E4	420 x 450 x 140	92/192	
	OPX50-E5	600 x 500 x 140	144/288	

